

## Specification sheet



# Diesel generator set X3.3 series engine

25 kVA - 38 kVA 50 Hz  
 27 kW - 35 kW 60 Hz



### Description

This Cummins® Power Generation commercial generator set is a fully integrated power generation system, providing optimum performance, reliability, and versatility for stationary standby, prime power, and continuous duty applications.

### Features

**Cummins® engine** - Rugged 4-cycle delivers reliable power, and fast response to load changes.

**Alternator** – Several alternator sizes offer selectable motor starting capability with low reactance 2/3 pitch windings; low waveform distortion with non-linear loads and fault clearing short-circuits capability.

**Control system** – The PowerCommand® 1.1 electronic control is standard equipment and provides total Genset system integration, including automatic remote starting/stopping, alarm and status message display.

**Cooling system** - Standard integral set-mounted radiator system, designed and tested for rated ambient temperatures, simplifies facility design requirements for rejected heat.

**Enclosures** - Optional weather-protective and sound-attenuated enclosure is available.

**Fuel tank** - In-skid, fuel tank of 170 litre capacity and provided with 110% Fluid Retention capability.

**Warranty and service** - Backed by a comprehensive warranty and worldwide distributor network.

Model	3-Phase ratings				1-Phase ratings*				Data sheet
	Standby rating		Prime rating		Standby rating		Prime rating		
	50 Hz kVA (kW)	60 Hz kW (kVA)	50 Hz kVA (kW)	60 Hz kW (kVA)	50 Hz kVA (kW)	60 Hz kW (kVA)	50 Hz kVA (kW)	60 Hz kW (kVA)	
<b>C33 D5</b>	33 (26.4)		30 (24)		28.3 (28.3)		25.7 (25.7)		DS93-CPGK
<b>C38 D5</b>	38 (30.4)		35 (28)		30 (30)		27 (27)		DS94-CPGK
<b>C30 D6</b>		30 (37.5)		27 (33.8)		30 (30)		27 (27)	DS95-CPGK
<b>C35 D6</b>		35 (43.8)		32 (40)		33 (33)		30 (30)	DS96-CPGK

\*1.0 PF

**Our energy working for you.™**

[cumminspower.com](http://cumminspower.com)

©2015 | Cummins Power Generation Inc. | All rights reserved | Specifications subject to change without notice | Cummins Power Generation and Cummins are registered trademarks of Cummins Inc. PowerCommand and "Our energy working for you." are trademarks of Cummins Power Generation. Other company, product, or service names may be trademarks or service marks of others.  
 SS23b-CPGK (1/15)



## Generator set specifications

Governor regulation class	ISO 8528 Part 1 Class G2
Voltage regulation, no load to full load	± 2.5%
Random voltage variation	± 2.5%
Frequency regulation	Droop
Random frequency variation	± 0.25%

## Engine specifications

Design	4 cycle, in-line, naturally aspirated
Bore	91.4 mm (3.6 in.)
Stroke	127 mm (5.3 in.)
Displacement	3.3 liter (201 in)
Cylinder block	Alloy cast iron, in-line, 4 cylinder
Battery capacity	88 ampere-hour
Battery charger alternator	36 amps.
Starting voltage	12 volt, negative ground
Fuel system	Direct injection: Number 2 diesel fuel
Fuel filter	Single element, Spin-on fuel cum Water Separator, Filtration efficiency 25 micron 99% (min), Water separation efficiency 90% (min)
Air cleaner type	Dry replaceable element
Lube oil filter type(s)	Spin on full flow filter, filtration efficiency 25 micron 99% (min)
Standard cooling system	122 °F (50 °C) ambient radiator with coolant recovery system

## Alternator specifications

Design	Brushless, 4 pole, revolving field
Stator	2/3 pitch
Rotor	Single bearing, flexible disc
Insulation system	Class H
Standard temperature rise	163 °C standby @ 27 °C ambient
Exciter type	Torque match (shunt) standard, EBS optional EBS (Excitation Boost System)
Phase rotation	A (U), B (V), C (W)
Alternator cooling	Direct drive centrifugal blower fan
AC waveform total harmonic distortion	< 5% no load to full linear load, < 3% for any single harmonic
Telephone influence factor (TIF)	< 50 per NEMA MG1-22.43
Telephone harmonic factor (THF)	< 3

## Available voltages

50 Hz		60 Hz	
3-phase line-line/line-neutral	Single phase	3-phase line-line/line-neutral	Single phase
<ul style="list-style-type: none"> <li>• 400/230</li> <li>• 380/220</li> <li>• 208/120</li> <li>• 190/110</li> </ul>	<ul style="list-style-type: none"> <li>• 416/240</li> <li>• 220/127</li> <li>• 440/255</li> <li>• 200/115</li> </ul>	<ul style="list-style-type: none"> <li>• 240</li> <li>• 230</li> <li>• 220</li> </ul>	<ul style="list-style-type: none"> <li>• 480/277</li> <li>• 440/255</li> <li>• 416/240</li> <li>• 240/120</li> <li>• 220/127</li> <li>• 230/115</li> <li>• 220/110</li> </ul>

Note: Consult factory for other voltages.

## Generator set options and accessories

- |   |  |  |
|---|--|--|
| <input type="checkbox"/> Coolant heater             | <input type="checkbox"/> Excite boost system         | <input type="checkbox"/> Dual wall fuel tank |
| <input type="checkbox"/> Residential grade silencer | <input type="checkbox"/> 4 pole main circuit breaker | <input type="checkbox"/> Optional warranty   |
| <input type="checkbox"/> Alternator heater          | <input type="checkbox"/> Literature language         | <input type="checkbox"/> Battery charger     |
| <input type="checkbox"/> Electronic governing       | <input type="checkbox"/> Sound attenuated enclosure  | <input type="checkbox"/> Maintenance kit     |

Note: Options may not be available on all models - consult factory for availability.

**Our energy working for you.™**

[cumminspower.com](http://cumminspower.com)

©2015 | Cummins Power Generation Inc. | All rights reserved | Specifications subject to change without notice | Cummins Power Generation and Cummins are registered trademarks of Cummins Inc. PowerCommand and "Our energy working for you.™" are trademarks of Cummins Power Generation. Other company, product, or service names may be trademarks or service marks of others.

SS23b-CPGK (1/15)



[www.macfarlanegenerators.com.au](http://www.macfarlanegenerators.com.au)

## The PowerCommand® 1.1 - Generator Set Control

- The PowerCommand® 1.1 control is a microprocessorbased generator set monitoring control system. The control provides a simple operator interface to the generator set, digital voltage regulation, digital engine speed governing, start / stop control, and protectivefunctions.
- The PowerCommand® 1.1 generator set control is suitable for use on a wide range of generator sets in non-parallel applications.
- The PowerCommand Control can be configured for any frequency, voltage and power configuration from 120 to 600 VAC for 50 Hz or 60 Hz operation.
- Power for the control is derived from the generator set starting batteries. The control functions over a voltage range from 8 VDC to 35 VDC.

### Major Features

- 12 or 24 VDC Battery Operation
- Digital Engine Speed Governing (optional) to provide isochronous frequency regulation.
- Digital Voltage Regulation full wave rectified single phase (line to line) sensing.
- Generator Set Monitoring. Monitors status of all critical engine and alternator conditions functions.
- Engine Starting includes relay drivers for start, fuel shut off (FSO), and glow plug.
- Configurable Inputs and Outputs. Two discrete inputs and two dry contact relay outputs.
- Generator Set Monitoring: Displays status of all critical engine & alternator generator set functions.
- Smart Starting Control System: Integrated fuel ramping to limit black smoke & frequency overshoot.
- Advanced Serviceability using INPOWER.

### Control System

Includes all functions to locally or remotely start and stop, and protect the generator set.

### Control Switch – RUN/OFF/AUTO

OFF Mode – the generator set is shut down & cannot be started; as well as resets faults.

RUN Mode – the generator set will execute its start sequence.

AUTO Mode – the generator set can be started with a start signal from a remote device.

### Status Indications

The control has a lamp driver for external fault/status indication. Functions include:

- The lamp flashes during preheat (when used) and while the generator set is starting.
- READY TO LOAD - flashing until the set is at rated voltage and frequency, then on continuously.
- Fault conditions are displayed by flashing a two-digit fault code number.

**LED Indicating Lamps** - includes LED indicating lamps for the following functions;

Not in Auto  
Remote Start  
Warning  
Shutdown  
Auto  
Run

Remote Emergency Stop Switch Input. Immediate shut down of the generator set on operation.

### Base Engine Protection -

Low Oil Pressure Shutdown  
High Engine Temperature Shutdown  
Underspeed/Sensor Fail Shutdown  
Fail to Start  
Battery Charging Alternator Fail Warning

### Options

Digital Engine Speed Governing to provide isochronous frequency regulation.



Our energy working for you.™

[cumminspower.com](http://cumminspower.com)

©2015 | Cummins Power Generation Inc. | All rights reserved | Specifications subject to change without notice | Cummins Power Generation and Cummins are registered trademarks of Cummins Inc. PowerCommand and "Our energy working for you." are trademarks of Cummins Power Generation. Other company, product, or service names may be trademarks or service marks of others.  
SS23b-CPGK (1/15)



[www.macfarlanegenerators.com.au](http://www.macfarlanegenerators.com.au)

## Ratings definitions

### Emergency standby power (ESP):

Applicable for supplying power to varying electrical load for the duration of power interruption of a reliable utility source. Emergency Standby Power (ESP) is in accordance with ISO 8528. Fuel Stop power in accordance with ISO 3046, AS 2789 and DIN 6271.

### Limited-time running power (LTP):

Applicable for supplying power to a constant electrical load for limited hours. Limited Time Running Power (LTP) is in accordance with ISO 8528.

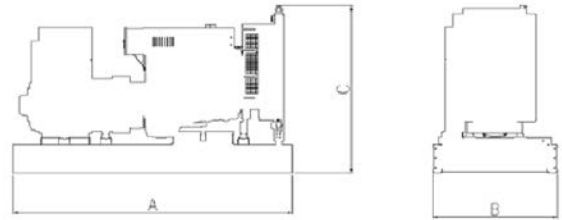
### Prime power (PRP):

Applicable for supplying power to varying electrical load for unlimited hours. Prime Power (PRP) is in accordance with ISO 8528. Ten percent overload capability is available in accordance with ISO 3046, AS 2789 and DIN 6271.

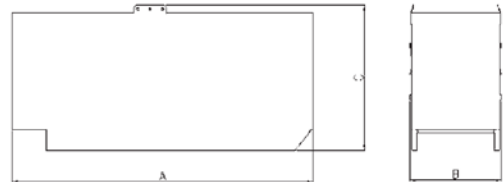
### Base load (continuous) power (COP):

Applicable for supplying power continuously to a constant electrical load for unlimited hours. Continuous Power (COP) in accordance with ISO 8528, ISO 3046, AS 2789 and DIN 6271.

### OPEN



### ENCLOSED



This outline drawing is to provide representative configuration details for Model series only.



See respective model data sheet for specific model outline drawing number.

**Do not use for installation design**

Model	Open set					Enclosed set				
	Dimensions (mm)			Weight (Kg)		Dimensions (mm)			Weight (Kg)	
	Length (A)	Width (B)	Height (C)	Dry	Wet	Length (A)	Width (B)	Height (C)	Dry	Wet
<b>C33 D5</b>	1753	930	1238	685	860	2253	969	1616	1045	1219
<b>C38 D5</b>	1753	930	1238	697	872	2253	969	1616	1057	1232
<b>C30 D6</b>	1753	930	1238	685	860	2253	969	1616	1045	1220
<b>C35 D6</b>	1753	930	1238	697	872	2253	969	1616	1057	1232

\* **Note:** Weights represent a set with standard features.

## Codes and standards

	This generator set is designed in facilities certified to ISO 9001 and manufactured in facilities certified to ISO 9001 or ISO 9002.	<b>2000/14/EC</b>	All enclosed products are designed to meet or exceed EU noise legislation 2000/14/EC step 2006.
	This generator set is available with CE certification.	<b>ISO8528</b>	This generator set has been designed to meet or exceed ISO8528 regulation.

**Our energy working for you.™**


[cumminspower.com](http://cumminspower.com)

©2015 | Cummins Power Generation Inc. | All rights reserved | Specifications subject to change without notice | Cummins Power Generation and Cummins are registered trademarks of Cummins Inc. PowerCommand and "Our energy working for you." are trademarks of Cummins Power Generation. Other company, product, or service names may be trademarks or service marks of others.  
SS23b-CPGK (1/15)



**PROUDLY 100% AUSTRALIAN OWNED**

**MACFARLANE  
GENERATORS**



**ESTABLISHED 1949**

**VICTORIA (HEAD OFFICE)** REC: 691  
136 Fairbank Road, Clayton South, VIC 3169 Ph: 03 9544 4222 Fax: 03 9543 7138

**NEW SOUTH WALES BRANCH** REC: 261624C  
1 St. James Place, Seven Hills, NSW 2147 Ph: 02 9899 6699 Fax: 02 9899 8048

**QUEENSLAND BRANCH** REC: 72635  
31 South Pine Road, Brendale, QLD 4500 Ph: 07 3205 6333 Fax: 07 3205 6344

PO Box 5176, Clayton, VIC 3168 [www.macfarlanegenerators.com.au](http://www.macfarlanegenerators.com.au) info@macgen.com  
Macfarlane Generators PTY. LTD. ACN 006 849 074 ABN 74 006 849 074

**SALES | SERVICE | SPARES | HIRE | NEW | USED**