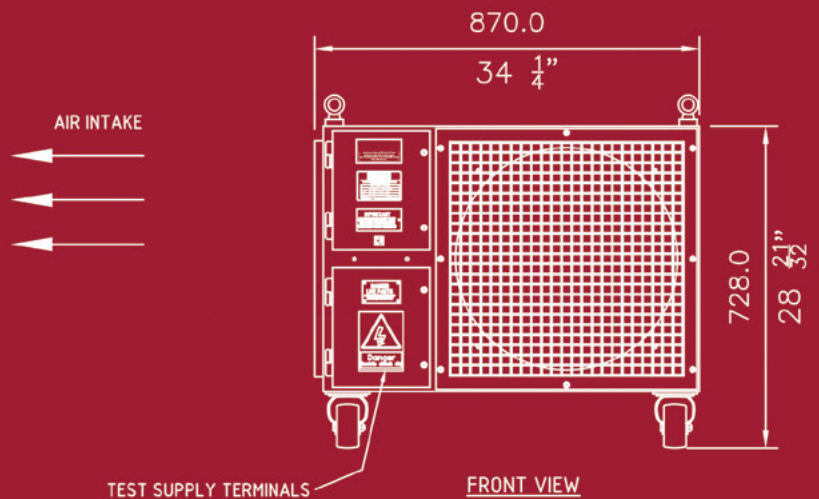
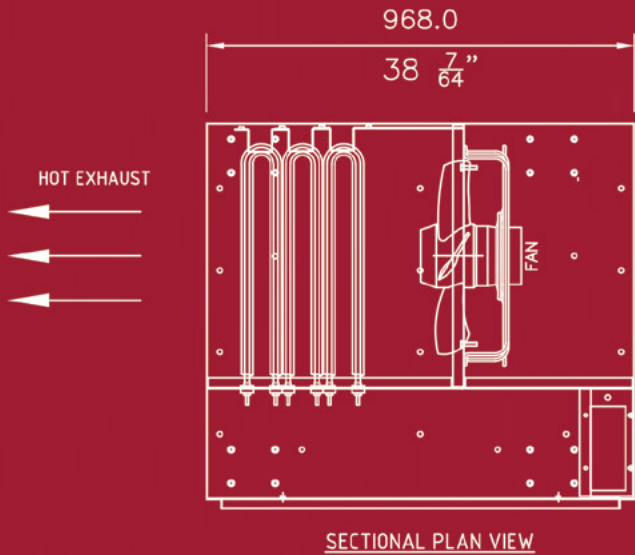


Datasheet: 30 -100kW Loadbank Range

Description		Transportable	Fixed*		
Model			United Kingdom		
Country of Origin		30kW - 100kW			
Max Capacity - Packaged Loadbank		380V - 415V			
Voltage Max - Continuous Operation		50Hz			
Operating Frequency Range		3ph			
Phases		4			
Wires (Star Connection)		1kW			
Load-Step Resolution @ Design Voltage		+5%			
Voltage Tolerance (Short Term Operation)		+/-5%			
Load Element Tolerance		80/20 nickel chrome resistance wire			
Elements		500V			
Insulation Test		220V - 240V	380V- 415V		
Auxiliary Supply Voltage		10A	10A		
Auxiliary Supply Current		50Hz	50Hz		
Operating Frequency Range		1ph	3ph		
Phases		M8 Terminals or Copper Busbars			
Load Connections		Thermal Emergency Cut Out			
Protection		Fan Overload			
		Emergency Stop			
Control Voltage		Selectable - Test or Auxiliary			
Cooling Method		Forced Air Cooling (Horizontal)			
Air-Flow (Approx.)		85m ³ /min			
Load Switching Category		AC-1 Resistive			
Load Switching Contactor Type		3 Pole AC Contactors			
Rated Maximum Ambient Temperature Operation		+50°C / +122°F			
Rated Minimum Ambient Temperature Operation		-20°C / -4°F			
Rated Maximum Relative Humidity		95% RH			
Altitude Rating		<500m [m.a.s.l.]			
Enclosure		Sheet Steel			
Finish		RAL9002 Grey White			
Control Chamber IP Rating		IP55			
Lifting		Lifting Eyes x2			
Enclosure Dimensions		Castors	Channels	FLB	Fixed *
Length (Approx.)	mm	990	990	990	1090
Width (Approx.)	mm	875	875	875	875
Height (Approx.)	mm	728	675	730	675
Total Weight (Approx.)	kg	135	135	170	140
Loadbank Control Systems					
Control		KCS		MCS	
Optional Extras:		KCS100H - 10m Lead		PC Software or LC80	
		VIP - Power Meter		Modbus	
		KCS100L (Local)			
		KCS100R (Remote)			
		Extendable System		Extend - Standard	
Load Connection Type		1-Phase and/or Delta			
Frequency / Connections		60Hz and 3-Wire Connection			
Control Extension Cables		50m or 100m Extension			
Transportation		2-Wheel Trailer Mounted			
Load Connections		Powerlocks			
Protection Cover		Loadbank PVC Cover			
Frame		Crash Pack			

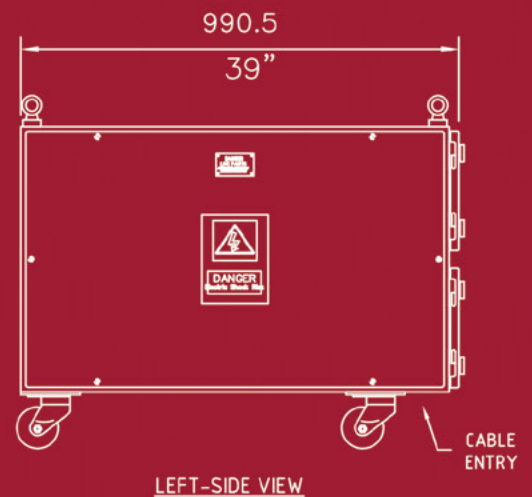
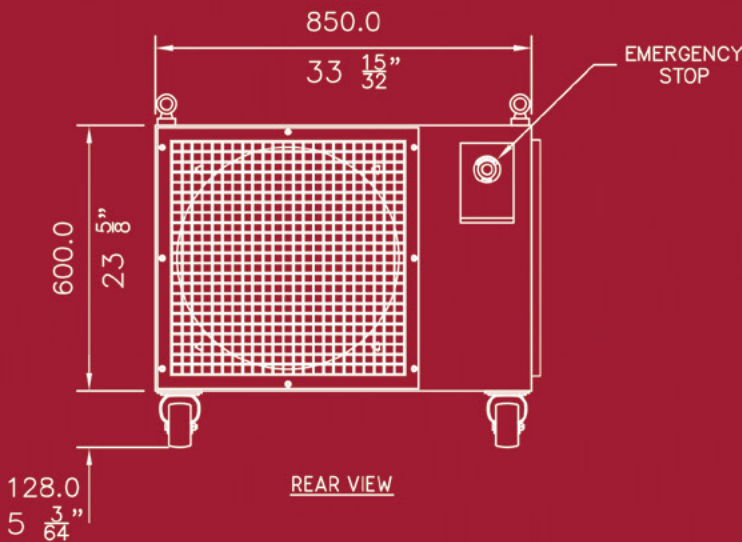
* Permanent installation only



Quality without compromise

Our loadbanks are characterised by one thing above all: quality. At every stage of our supply chain, from raw material to finished item, we work with established, worldclass suppliers and implement our own uncompromising quality control processes to ensure that our products perform better and last longer.

Note: Loadbank pictured with rental crash pack option



1300 MAC GEN (1300 622 436)

www.macfarlanegenerators.com.au

MELBOURNE

136 Fairbank Road,
Clayton South, VIC 3169
Ph: 03 9544 4222

Mon - Fri 7.30am - 5pm Sat 7.30am - 12pm

SYDNEY

1 St James Place,
Seven Hills, NSW 2147
Ph: 02 9899 6699

Mon - Fri 7.30am - 5pm

BRISBANE

31 South Pine Road,
Brendale, QLD 4500
Ph: 07 3205 6333

Mon - Fri 7.30am - 5pm